

Feature Overview

The Analog Hotline feature configures an analog telephone connected to an Analog Telephone Adaptor (ATA) to automatically call a pre-configured telephone number when taken off-hook. When configured, the telephone only makes calls to one number and cannot be used to call any other number.

Feature Prerequisites/Restrictions

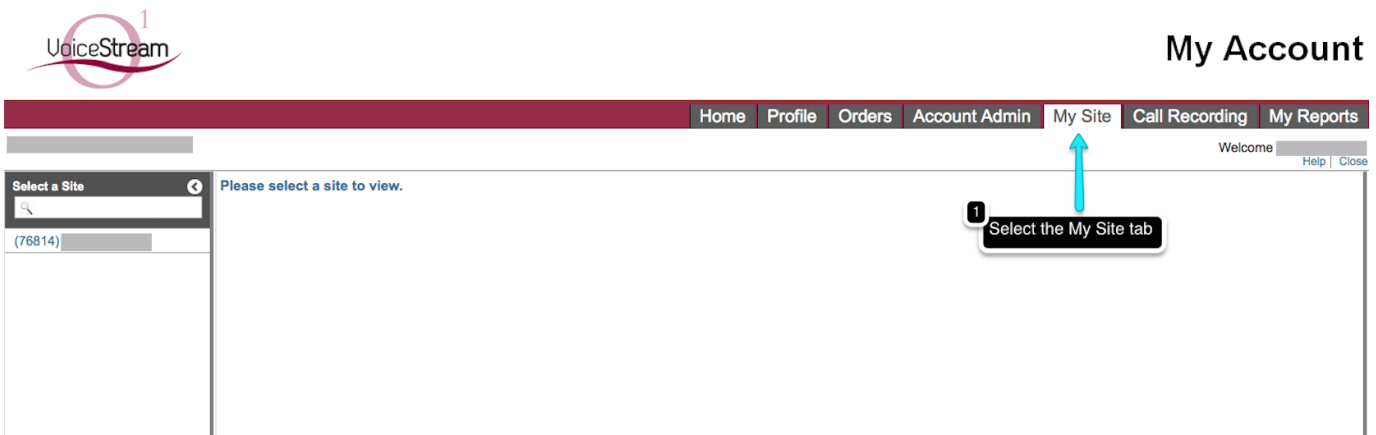
- ATA IP endpoints supported are the Cisco SPA122, the Cisco SPA2102, the Cisco SPA8000, the Audiocodes MP-1xx series ATAs, and the Audiocodes MP-124 ATA.
- The Analog Hotline feature user assignment should not be allowed for the following station types: Loudspeaker Station, Messaging Station, or Trunk Station
- Inbound calls to the Analog Hotline feature are not restricted nor are the normal user features for inbound calls such as Call Forwarding, Sim Ring, etc.

Feature Operation

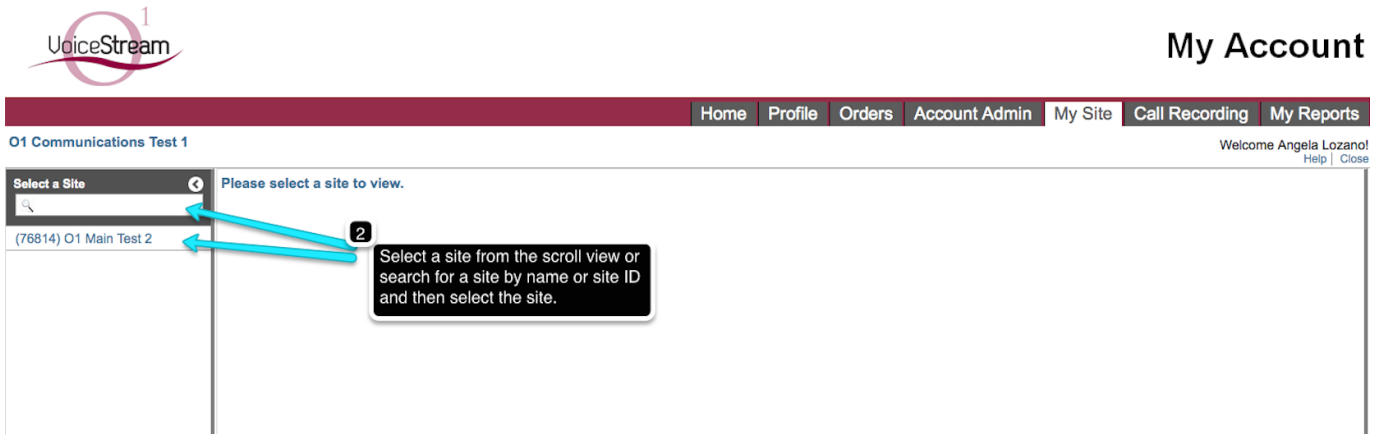
All that is required to enact the Hotline feature is to take the phone receiver off hook. A call will be placed to the pre-configured number and once it is answered the call will be connected.

Feature Setup

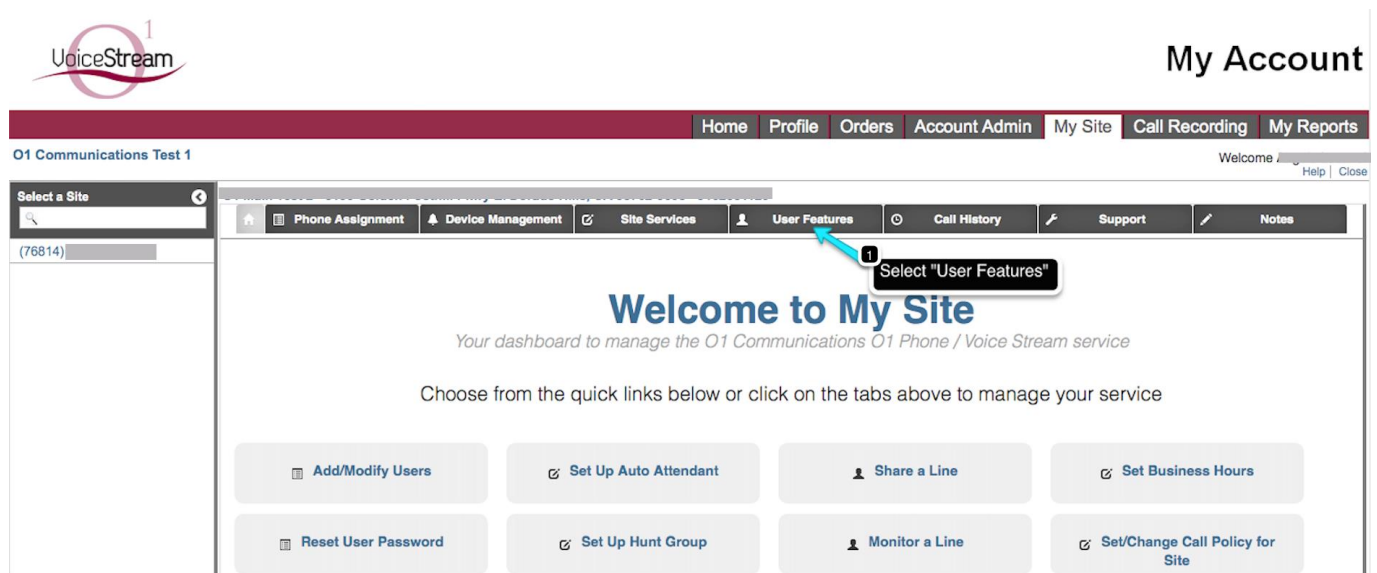
Step 1. Log in to My Site



Step 2. Select the appropriate Site to configure



Step 3. Go to User Features



Step 4. Select Analog Hotline

The screenshot shows a sidebar menu on the left with various options. The 'Analog Hotline' option is highlighted with a blue arrow and a callout box that says "Select 'Analog Hotline'". To the right, a table displays two records:

Lauren	Spear	9162352081	2081	<input checked="" type="checkbox"/>
App	Store	9162351157	1157	<input checked="" type="checkbox"/>

Below the table is a pagination control showing "Page 1 of 12", "Records per Page 5", and "Clear Filters".

Step 5. Configure Settings

The screenshot shows the 'Analog Hotline' configuration page. At the top, it says "Click on a user to manage their analog hotline assignment". Below this is a table with columns: First Name, Last Name, Phone Number, Extension, Device Type, Device MAC, and Active. The first row contains: Analog, Hotline, 9184988104, Adpt Cisco S..., 934003347249, and an active checkbox. A callout box labeled "2" points to the "Edit" button (a gear icon) in the top left of the table area. Another callout box labeled "1" points to the "9184988104" extension in the table. The bottom of the page shows pagination: "Page 1 of 1", "Records per Page 10", and "Clear Filters".

Edit Analog Hotline

▲ **Analog Hotline User Settings**

User name:
Analog Hotline

Device type:
Adpt Cisco SPA122

Device MAC:
934003347249

Hotline call to number:

Analog Hotline Status:
 On
 Off

1 Enter a 10-digit number to dial when the phone goes off-hook

2 Select whether the feature is on or off

✓ Save ✕ Cancel